

.PRO Professional

Power range **10-500 kVA**

Generating sets 1500-1800/3000-3600 RPM
50/60Hz - 400-230 V/480-277 V



**Stand-by Power
Generators**



**Quick and easy
installation**



**Suitable for
outdoor use**

**Generating sets designed to
offer the best reliability
in the event of a power failure**

PRO series generators
offer a wide range of power
and engine brands

www.elcos.net

.PRO

Power range **10-500 kVA**

Generating sets 1500-1800/3000-3600 RPM
50/60Hz - 400-230 V/480-277 V



EU
Standards
Compliant



Diesel Generators

The generating sets of our PRO range cover emergency needs in support to the standard supply of electricity.

They are built with elements of ultimate technology, which allow to reduce the noise generated from the engine.

The PRO range covers the reference power from 10 to 500 KVA.



Safe for the operator and easy to maintain

All operations, such as use, commissioning and maintenance are carried out in complete safety.

They guarantee a reliable power supply and the maximum level of performance in the event of a sudden power failure.



Fully customizable to fit all needs

Thanks to a wide range of accessories you can configure the generator to be perfectly suited to your requests.

Engine and Alternator Brands





Electric power supply solutions Designed for a high loadability index on trucks and in containers

Index of loading capacity

Power range	GS per camion	GS per container
10-20 kVA	32 GS	26 GS
30-40 kVA	26 GS	24 GS
50-100 kVA	10 GS	8 GS
130-165 kVA	4 GS	3 GS
180-200 kVA	3 GS	3 GS

The generating sets of our PRO range cover emergency needs in support to the standard supply of electricity.

They guarantee a reliable power supply and the maximum level of performance in the event of a sudden power failure.

Applications

These generators can be used in a variety of applications, such as:



Industries - Shops - Hotels - Restaurants - Nursing homes - Gas stations - Malls - Farms - Livestock farm - Recreation centers

.PRO

Power range **10-500 kVA**

Generating sets 1500-1800/3000-3600 RPM

50/60Hz - 400-230 V/480-277 V

Wide opening doors

for easy maintenance

Residential muffler - 35 dBA

It reduces engine exhaust noise



Key locks

to grant maximum security and protection

Magneto-thermal switch

accessible from outside

4 lifting hooks
for safe handling



Silenced canopy

fully weatherproof
soundproofed with class 1
rated rot-proof polyester fiber

Command and control panel

accessible from the outside and
protected from atmospheric factors



Wiring

excellent degree of
resistance with plug-in
connectors



Integrated tank

it guarantees an
excellent runtime
to the generating set



Automatic stop system

due to lack of fuel



Tank fuel cap

to refuelling the tank



Anti-vibration pads

attenuate the vibrations
caused by the unit

QLE MC2

EMERGENCY PANEL



Engines liquids
-20 °C oil and antifreeze



4 lifting hooks
for safe handling



Lead-acid starter battery
supplied pre-charged ready to use




Aspiration louvers
guarantee a suitable ventilation in all conditions



Galvanized metal sheet
to increase strength and durability



General switch
mounted on the panel for a comfortable and safe connection



Safe handling
with forklift and pallet truck



Residential muffler -35 dBA
It guarantees reliable sound installation



+011
VARIANT

Variant +011
Without integrated switching

With this variant the SWITCHING is externally managed through separate ATS panels (optional).

+010
VARIANT

Variant +010
With integrated switching

With this variant the SWITCHING is INTEGRATED and connected on board in order to have a unique and complete emergency power system.

→ **Controls**

- Manual start up and stop
- Automatic start up and stop from AMF
- Test NO load
- Remote start from dry-contact
- Emergency stop button
- Switching command main/Gs (AMF mode)

→ **Engine Measures**

- Fuel level %
- Total operating hours
- Battery charger voltage
- Start up counter
- Engine speed

→ **Alternator Measures**

- Gen set voltage three-phase RST
- Gen set star voltage RN.SN.TN.
- Gen set frequency
- GS RST current
- Apparent power (kVA)
- Active power (kW)

→ **Equipment**

- Microprocessor logic
- Backlit refractive display
- 16 events alarm history list
- Icons management
- Troubleshooting with suggestions

→ **Signals**

- Start up
- Stop
- Battery connected
- Battery charging
- Battery undervoltage
- Battery overvoltage
- Genset connected
- Emergency button pressed
- Cumulative alarm
- Fuel reserve
- No fuel
- Genset overload
- Short circuit

→ **Protections/Alarms**

- Failed to start
- Failed to stop
- Low oil pressure
- High temperature
- Min/max battery voltage
- Fuel reserve (Warning)
- No Fuel (Shutdown)
- Genset overvoltage
- Genset undervoltage
- Genset maximum frequency
- Genset minimum frequency
- Short circuit
- Over-voltage (in current and power)



Exhaust pipes
with exhaust heat wrap for high-performance and security



Bunded base
environmental friendly - to contain the liquids in the event of a spill



Cable outlet
to allow an easy connection



Inspection doors
with wide opening doors and airtight gasket



Exhaust terminal pipe
with tilting cap rain cover



10 kVA

GE.K3W.011/010.PRO	11,7	-	10	-	Kohler 3000	KDW702	W50°	Stage 0	M	173x92x130	470	90	38	66	16
GE.PK.011/010.PRO	10	-	9	-	Perkins	403A-11G1	W50°	Stage 0	M	173x92x130	615	90	40	60	16
GE.YA.011/010.PRO	11	12	10	11	Yanmar	3TNV76	W50°	Stage 3A	M	173x92x130	528	90	50	60	16

13 kVA

GE.PK.016/013.PRO	15	-	13	-	Perkins	403A-15G1	W50°	Stage 0	M	173x92x130	626	90	33	60	20
--------------------------	----	---	----	---	---------	-----------	------	---------	---	------------	-----	----	----	----	----

15 kVA

GE.BD.017/015.PRO	17	25	15	23	Baudouin	4M06G20/5	W50°	Stage 0	M	173x92x130	728	90	25	60	20
GE.K3W.017/015.PRO	17,5	-	15,9	-	Kohler 3000	KDW1003	W50°	Stage 0	M	173x92x130	518	90	29	67	20
GE.PK.017/015.PRO	17	19	15	17	Perkins	403A-15G2	W50°	Stage 0	M	173x92x130	632	90	30	60	20
GE.YA.017/015.PRO	17	19	15	17	Yanmar	3TNV88	W50°	Stage 3A	M	173x92x130	592	90	35	60	20

20 kVA

GE.BD.022/020.PRO	21	32	20	29	Baudouin	4M06G25/5	W50°	Stage 0	E	173x92x130	747	90	20	62	32
GE.K3W.023/021.PRO	23,4	-	20	-	Kohler 3000	KDW1404	W50°	Stage 0	M	173x92x130	546	90	19	68	32
GE.PK.022/020.PRO	22	-	20	-	Perkins	404A-22G1	W50°	Stage 0	M	173x92x130	702	90	23	62	32
GE.YA.022/020.PRO	22	25	20	23	Yanmar	4TNV88	W50°	Stage 3A	M	173x92x130	632	90	23	61	32

25 kVA

GE.CU.030/027.PRO	27,5	-	25	-	Cummins	X2.5G2	W50°	Stage 0	M	188x92x130	771	90	19	65	40
GE.K3W.028/025.PRO	28,7	-	26,1	-	Kohler 3000	KDW1603	W50°	Stage 0	M	173x92x130	604	90	16	68	40

30 kVA

GE.BD.035/032.PRO	35	42	32	38	Baudouin	4M06G35/5	W50°	Stage 0	E	188x92x130	831	90	17	65	50
GE.K3W.037/035.PRO	37,6	-	34,2	-	Kohler 3000	KDW2204	W50°	Stage 0	M	173x92x130	685	90	13	70	50
GE.PK.034/031.PRO	33	38	30	35	Perkins	1103A-33G	W50°	Stage 0	M	188x92x130	954	90	17	66	50
GE.YA.037/033.PRO	37	38	33	35	Yanmar	4TNV98	W50°	Stage 3A	M	188x92x130	793	90	18	65	50

40 kVA

GE.BD.044/040.PRO	44	51	40	47	Baudouin	4M06G44/5	W50°	Stage 0	E	188x92x130	857	90	14	67	63
GE.YA.047/044.PRO	47	55	44	50	Yanmar	4TNV98T	W50°	Stage 2	M	188x92x130	829	90	13	65	63

50 kVA

GE.AI.056/051.PRO	55	-	50	-	FPT	N45AM2	W50°	Stage 0	M	251x112x164	1136	250	27	67	80
GE.BD.055/050.PRO	55	63	50	56	Baudouin	4M06G55/5	W50°	Stage 0	E	251x112x164	1002	250	29	67	80
GE.PK.051/046.PRO	50	60	45	54	Perkins	1103A-33TG1	W50°	Stage 0	M	251x112x164	1207	250	31	67	63

60 kVA

GE.AI.066/060.PRO	66	73	60	66	FPT	N45SM1A	W50°	Stage 2	M	251x112x164	1232	250	26	67	100
GE.BD.065/060.PRO	66	-	60	-	Baudouin	4M11G70/5	W50°	Stage 0	E	251x112x164	1384	250	23	69	100
GE.PK.067/061.PRO	66	75	60	69	Perkins	1103A-33TG2	W50°	Stage 0	M	251x112x164	1253	250	25	67	100

80 kVA

GE.AI.090/080.PRO	90	99	80	90	FPT	N45SM3	W50°	Stage 0	M	251x112x164	1375	250	17	69	125
GE.BD.090/082.PRO	90	103	82	94	Baudouin	4M11G90/5	W50°	Stage 0	E	251x112x164	1527	250	19	69	125
GE.PK.088/080.PRO	88	100	80	90	Perkins	1104A-44TG2	W50°	Stage 0	M	251x112x164	1449	250	18	68	125

100 kVA

GE.AI.110/100.PRO	110	120	100	110	FPT	N45TM2A	W50°	Stage 2	M	251x112x164	1448	250	16	69	160
GE.BD.110/100.PRO	110	132	100	120	Baudouin	4M11G120/5	W50°	Stage 0	E	251x112x164	1594	250	15	69	160
GE.PK.110/100.PRO	110	125	100	112	Perkins	1104C-44TAG2	W50°	Stage 2	E	251x112x164	1483	250	15	69	160



50 HZ 60 HZ

50 HZ 60 HZ

BRAND

CODE

COOLING

STAGE

GOVERNOR

L x W x H

WEIGHT kg

TANK It

LOAD@75%-h

NOISE @ 7 m

SWITCH A

130 kVA

GE.AI.131/120.PRO	135	140	120	130	FPT	N45TM3	W50°	Stage 0	M	320x122x208	1754	250	12	68	250
GE.BD.150/135.PRO	150	170	135	150	Baudouin	6M11G150/5	W50°	Stage 0	E	320x122x208	1960	250	11	69	250
GE.PK.151/137.PRO	150	169	135	152	Perkins	1106A-70TG1	W50°	Stage 0	M	320x122x208	1977	250	12	69	250

150 kVA

GE.AI.176/165.PRO	176	187	165	170	FPT	N67TM4	W50°	Stage 0	M	320x122x208	1949	250	9	70	250
GE.BD.165/150.PRO	165	200	150	181	Baudouin	6M11G165/5	W50°	Stage 0	E	320x122x208	1998	250	10	70	250
GE.PK.166/150.PRO	165	188	150	168	Perkins	1106A-70TAG2	W50°	Stage 0	M	320x122x208	2078	250	11	69	250

200 kVA

GE.AI.221/201.PRO	220	234	200	210	FPT	N67TM7	W50°	Stage 0	M	343x122x208	2116	250	7	70	320
GE.BD.220/200.PRO	220	250	200	225	Baudouin	6M16G220/5	W50°	Stage 0	E	370x122x208	2523	250	8	70	320
GE.PK.220/200.PRO	220	-	200	-	Perkins	1106A-70TAG4	W50°	Stage 0	E	343x122x208	2245	250	8	70	320

250 kVA

GE.AI.275/250.PRO	275	290	250	260	FPT	N67TE8W	W50°	Stage 0	E	343x122x208	2282	250	7	71	400
GE.BD.275/250.PRO	275	313	250	284	Baudouin	6M16G275/5	W50°	Stage 0	E	370x122x208	2669	250	6	70	400
GE.PK.275/250.PRO	275	-	250	-	Perkins	1206A-E70TTAG3	W50°	Stage 0	E	343x122x208	2363	250	7	70	400
GE.VO.275/250.PRO	275	287	250	255	Volvo	TAD 734 GE	W50°	Stage 2	E	343x122x208	2506	250	7	70	400

300 kVA

GE.AI.332/305.PRO	332	363	305	330	FPT	C87TE4	W50°	Stage 0	E	395x154x220	3571	400	8	71	630
GE.BD.340/310.PRO	340	385	310	350	Baudouin	6M16G350/5	W50°	Stage 0	E	395x154x220	3545	400	8	72	630
GE.PK.335/300.PRO	335	389	300	352	Perkins	1506A-E88TAG5	W50°	Stage 0	E	395x154x220	3652	400	9	71	630
GE.SC.335/304.PRO	350	360	320	340	Scania	DC09 072A 02 13	W50°	Stage 0	E	395x154x220	3618	400	9	69	630

350 kVA

GE.AI.385/350.PRO	385	418	350	380	FPT	C13TE2A	W50°	Stage 2	E	395x154x220	3801	400	8	71	630
GE.BD.385/350.PRO	385	413	350	375	Baudouin	6M21G385/5	W50°	Stage 0	E	395x154x220	3756	400	7	72	630
GE.PK.400/350.PRO	400	440	350	400	Perkins	2206A-E13TAG2	W50°	Stage 0	E	395x154x220	4088	400	8	71	630

375 kVA

GE.SC.410/375.PRO	410	451	375	410	Scania	DC13 072A 02 11	W50°	Stage 0	E	395x154x220	4039	400	8	70	630
--------------------------	-----	-----	-----	-----	--------	-----------------	------	---------	---	-------------	------	-----	---	----	-----

400 kVA

GE.AI.440/400.PRO	440	462	400	420	FPT	C13TE3A	W50°	Stage 2	E	395x154x220	3985	400	6	71	630
GE.BD.440/400.PRO	440	488	400	438	Baudouin	6M21G440/5	W50°	Stage 0	E	395x154x220	3946	400	7	71	630
GE.PK.450/400.PRO	450	438	400	400	Perkins	2206A-E13TAG3	W50°	Stage 0	E	395x154x220	4184	400	7	71	630
GE.SC.456/413.PRO	450	501	410	456	Scania	DC13 072A 02 12	W50°	Stage 0	E	395x154x220	4096	400	7	70	630

450 kVA

GE.SC.503/456.PRO	503	553	450	503	Scania	DC13 072A 02 13	W50°	Stage 0	E	395x154x220	4166	400	7	73	800
--------------------------	-----	-----	-----	-----	--------	-----------------	------	---------	---	-------------	------	-----	---	----	-----

500 kVA

GE.SC.553/503.PRO	553	553	503	503	Scania	DC13 072A 02 14	W50°	Stage 0	E	395x154x220	4339	400	6	72	800
--------------------------	-----	-----	-----	-----	--------	-----------------	------	---------	---	-------------	------	-----	---	----	-----



Engine

Fuel/water separator filter

Engine liquids -40 °C

Oil suction pump

Oil pressure level and engine temperature sensors (only with enhanced controllers)

Engine pre-heater 230 Vac with thermostat on board

Radiator coolant level sensor

Canopy

Lift off doors kit

Batteries

DC isolator

Maintenance free high efficiency starter batteries

Exhaust

Spark arrestor

Exhaust flex pipe (3 mt lenght)

Exhaust pipe protection kit

Fuel supply

Automatic fuel refilling system on board

Quick coupling connectors with 3-way valve for external

Oversized fuel tank on board

Spare parts

Toolbox for routine maintenance



Electrical System

- Option with QPE MC4 on board
- Option with DSE 7320 on board
- Option with ComAp AMF25 on board
- Differential protection



Separate switching panels - ATS

- QC - switching panel with management control board
- QLTS - panel with motorized switch
- Switching panel with management digital controller



External tanks and automatic fuel refilling systems

- Automatic fuel refilling system with bunded base
- Tanks with floor bunded base



Tanks

- Double wall fuel tanks with feet and tear valve
- Single wall fuel tank for outdoor use with bunded base and roof



Services

- Factory Acceptance Test (FAT)
- Vibrations test

Testing Rooms

TR1

Testing Room 1 from 5 to 1000 kW Certified for phonometric tests

LOW Voltage

50 Hz
400 - 380 - 230 V
60 Hz
480 - 240 - 208 - 220 - 277 V

DC Voltage

48 VDC



Features of Testing Room N° 1

- 607 kW x 2 automatic test with 10 load steps
- 35 kW automatic test with 10 load steps
- 10 kW automatic test in DC with 10 load steps
- Full tests with 6 PT 100 probes, 3 thermal probes
- Air flow test with anemometer
- Vibrations test
- Phonometric test
- Data registration by MODBUS

TR2


Testing Room 2 from 250 to 4000 kW

LOW Voltage

50 Hz
400 - 380 - 230 V
60 Hz
480 - 240 - 208 - 220 - 277 V

MEDIUM Voltage

50 Hz
3/3.3 - 6/6.3/6.6 - 10/11 - 15 kV
60 Hz
4 - 7.2/11.4 - 12.4/13 kV



Features of Testing Room N° 2

- 3000 kW automatic test with 20 load steps
- Multi-voltage transformer with MV cells
- Full tests with 6 PT 100 probes, 3 thermal probes
- Parallel test for up to 6 containers
- Air flow test with anemometer
- Vibrations test
- Phonometric test
- Data registration by MODBUS

About us



45
Years of experience

Company

Elcos is located in Northern Italy, in the province of Cremona. It has been operating in the domestic and international market for over forty-five years.



Elcos researches and develops products that use innovative technologies in order to optimize its production efficiency and performances provided by its systems, offering the user (from 1 to 3150 kVA) a customized product.

Elcos is an independent group that designs and produces in Italy power generation systems (emergency and self-production) intended for the international market. ELCOS has promoted an internal behavioural code based on customer satisfaction.

Product quality and customer satisfaction: the passions that guide us. The R&D department is constantly studying the possibilities of technological innovation to improve the products proposed, to explore the possibilities of new products and to improve production processes. Always focused on quality, ensuring conformity of the product and the processes according to legislation, by respecting environmental issues.



The R&D department implements existing systems and looks forward to future opportunities that can meet the needs of customers.

Other Elcos products

<i>GE-RB</i>	<i>GE-SS</i>	<i>GE-BF</i>	<i>GE-TLC</i>	<i>GMV-BF</i>	<i>NO BREAK</i>
<i>GDC-HS</i>	<i>GDC-SAPS</i>	<i>GE-ECHO</i>	<i>GE-ZIP</i>	<i>TF</i>	<i>AGRIPLUS</i>




ELCOS
POWER GENERATORS



assistenza@elcos.net
+39.0372.723300
elcos.net/service

ELCOS SRL
Strada Statale 234 Km 58.250 -
26023 Grumello Cremonese CR - Italy
tel +39 0372 72330 - fax +39 0372 7233220
PI 01084730199
info@elcos.net - elcos@pec.elcos.net



www.elcos.net